

Federal, State and Local Governments

Industry Overview: San Diego County

November 2020

Introduction

The San Diego-Imperial Center of Excellence for Labor Market Research (COE) completed this brief to provide the San Diego and Imperial Counties Community Colleges with employment information in federal, state and local governments. To identify occupations primarily employed in federal, state and local governments, the San Diego-Imperial COE analyzed labor market information for companies in the following North American Industrial Classification System (NAICS) codes:

- 901199 – Federal Government, Civilian, Excluding Postal Service
- 902999 – State Government, Excluding Education and Hospitals
- 903999 – Local Government, Excluding Education and Hospitals

NAICS is system of industry codes used to classify companies based on their primary business activities or processes of production.¹ Using these NAICS codes, this brief summarizes employment trends (also known as “staffing patterns” in labor market research) in federal, state, and local governments.

In 2020, federal, state, and local governments had 651 establishments in 2020 (Exhibit 1). (An establishment is a physical location of economic activity for a business. A single company may have multiple establishments.) San Diego County exceeded the nation in average earnings per job in 2020, with \$118,966 average earnings per job compared to \$94,466 in the nation (Exhibit 1). Additionally, for every one job added in federal, state and local governments, 2.31 additional jobs are generated. A “jobs multiplier” includes the initial job addition and its resulting yield. For example, the “jobs multiplier” in federal, state, and local governments is 3, which is comprised of the initial job added (1.0) and the additional yield (2.31).

Exhibit 1: Fact Facts about San Diego County’s Federal, State, and Local Governments²

651 Number of Establishments (2020)	\$118,966 Avg. Earnings Per Job (2020) Nation: \$94, 466	3 Jobs Multiplier
---	---	-----------------------------

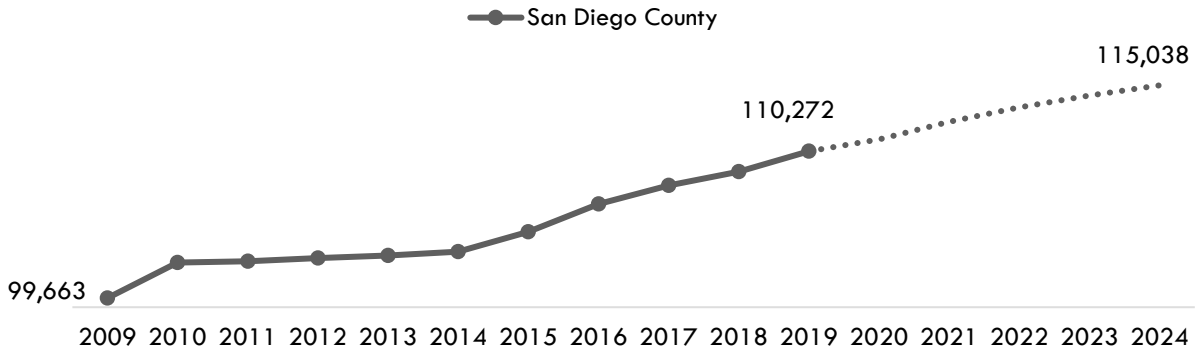
¹ “North American Classification System,” United States Census Bureau, [census.gov/eos/www/naics](https://www.census.gov/eos/www/naics).

² EMSI 2020.04; QCEW, Non-QCEW, Self-Employed.

Employment and Demographics

Between 2019 and 2024, employment in San Diego County’s federal, state and local governments is projected to increase by 4,766 net jobs or four percent (Exhibit 2).

Exhibit 2: Employment in Federal, State and Local Governments (San Diego County, 2009-2024)³



In 2020 individuals employed in federal, state, and local governments under 35 years old amounted to 28 percent (Exhibit 3). During this period, 40 percent of individuals employed in federal, state, and local governments were “White” (Exhibit 4).

Exhibit 3: Age Breakdown of Employment in Federal, State, and Local Governments (San Diego County, 2020)⁴

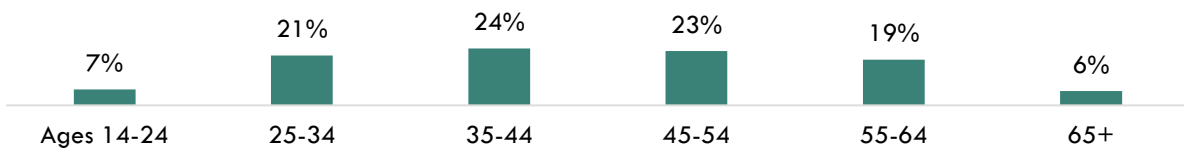
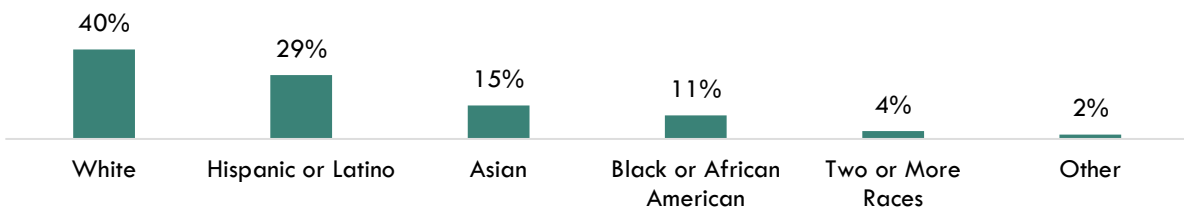


Exhibit 4: Ethnic Breakdown of Employment in Federal, State, and Local Governments (San Diego County, 2020)⁵



* May not total 100% due to rounding

³ EMSI 2020.04; QCEW, Non-QCEW, Self-Employed.

⁴ EMSI 2020.04; QCEW, Non-QCEW, Self-Employed.

⁵ EMSI 2020.04; QCEW, Non-QCEW, Self-Employed.

Top Occupations

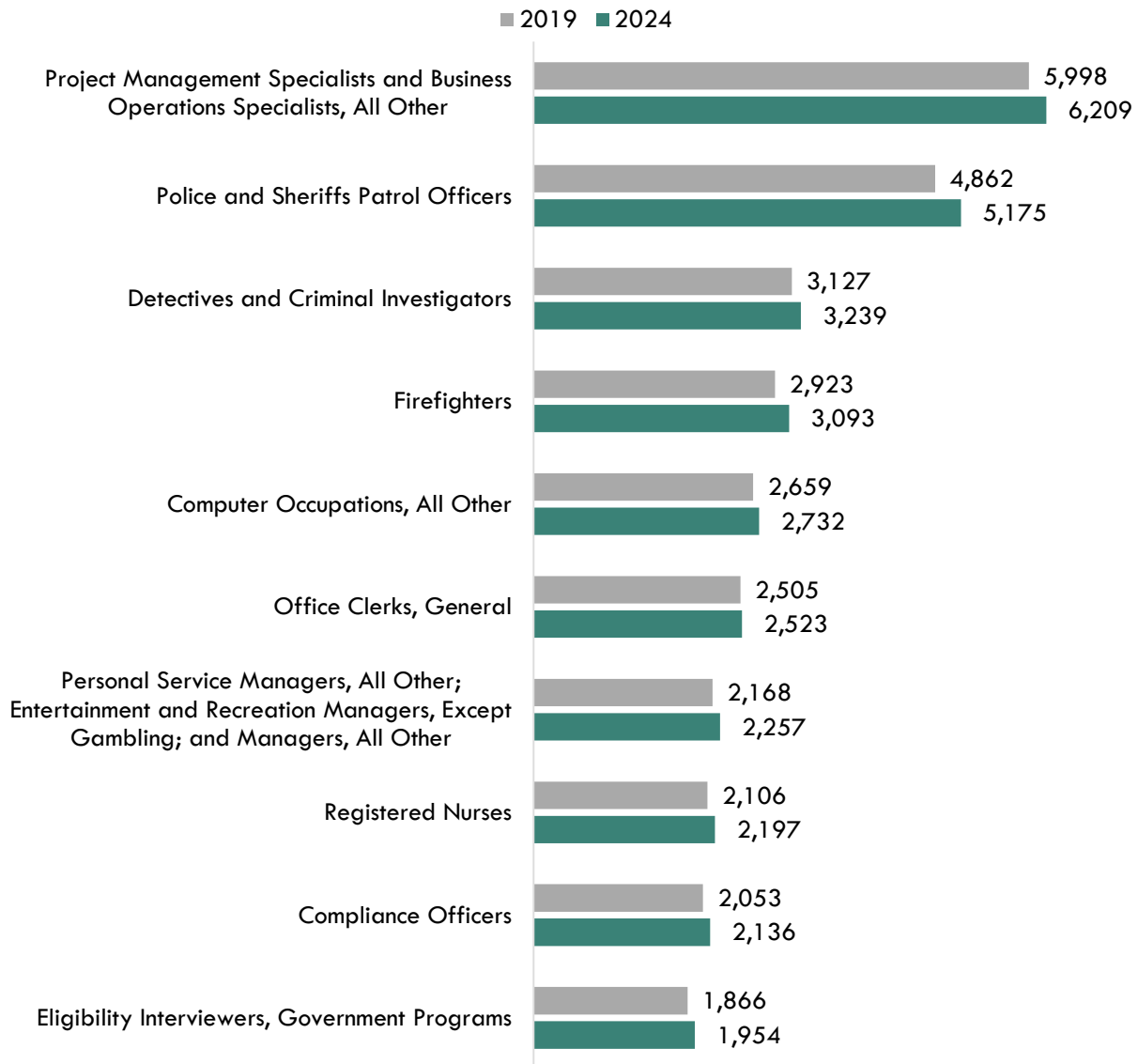
The top 10 occupations employed in San Diego County's federal, state, and local governments are:

- **Project Management Specialists and Business Operations Specialists, All Other** (SOC⁶ 13-1198): Analyze and coordinate the schedule, timeline, procurement, staffing, and budget of a product or service on a per project basis. Lead and guide the work of technical staff. May serve as a point of contact for the client or customer.
- **Police and Sheriff's Patrol Officers** (SOC 33-3051): Maintain order and protect life and property by enforcing local, tribal, State, or Federal laws and ordinances. Perform a combination of the following duties: patrol a specific area; direct traffic; issue traffic summonses; investigate accidents; apprehend and arrest suspects, or serve legal processes of courts.
- **Detectives and Criminal Investigators** (SOC 33-3021): Conduct investigations related to suspected violations of Federal, State, or local laws to prevent or solve crimes.
- **Firefighters** (SOC 33-2011): Control and extinguish fires or respond to emergency situations where life, property, or the environment is at risk. Duties may include fire prevention, emergency medical service, hazardous material response, search and rescue, and disaster assistance.
- **Computer Occupations, All Other** (SOC 15-1199): Other computer occupations such as GIS Technicians, Video Game Designers, Database Architects, Web Administrators, Business Intelligence Analysts, etc.
- **Office Clerks, General** (SOC 43-9061): Perform duties too varied and diverse to be classified in any specific office clerical occupation, requiring knowledge of office systems and procedures. Clerical duties may be assigned in accordance with the office procedures of individual establishments and may include a combination of answering telephones, bookkeeping, typing or word processing, stenography, office machine operation, and filing.
- **Personal Service Managers, All Other; Entertainment and Recreation Managers, Except Gambling; and Managers, All Other** (SOC 11-9198): All personal service managers not listed separately. Plan, direct, or coordinate entertainment and recreational activities and operations of a recreational facility, including cruise ships and parks. All managers not listed separately.
- **Registered Nurses** (SOC 29-1141): Assess patient health problems and needs, develop and implement nursing care plans, and maintain medical records. Administer nursing care to ill, injured, convalescent, or disabled patients. May advise patients on health maintenance and disease prevention or provide case management. Licensing or registration required. Includes Clinical Nurse Specialists.
- **Compliance Officers** (SOC 13-1041): Examine, evaluate, and investigate eligibility for or conformity with laws and regulations governing contract compliance of licenses and permits, and perform other compliance and enforcement inspection and analysis activities not classified elsewhere.
- **Eligibility Interviewers, Government Programs** (SOC 43-4061): Determine eligibility of persons applying to receive assistance from government programs and agency resources, such as welfare, unemployment benefits, social security, and public housing.

⁶ The Standard Occupational Classification (SOC) system is used by federal statistical agencies to classify workers into occupational categories for the purpose of collecting, calculating or disseminating data. [bls.gov/soc](https://www.bls.gov/soc).

Of the top 10 occupations, *Project Management Specialists and Business Operations Specialists, All Other* have the most number of jobs in federal, state, and local governments (Exhibit 5). This occupation is projected to grow to 4 percent of 6,209 jobs in federal, state, and local governments by 2024 (Exhibit 6).

Exhibit 5: Top 10 Occupations Employed in Federal, State, and Local Government in San Diego County by Number of Jobs 2019-2024⁷



⁷ EMSI 2020.04; QCEW, Non-QCEW, Self-Employed.

Exhibit 6: Top 10 Occupations in San Diego County for Federal, State, and Local Governments

SOC	Occupational Title	Employed in Industry Group (2019)	Employed in Industry Group (2024)	% Change (2019 - 2024)	% of Total Jobs in Industry Group (2019)	Median Hourly Earnings	Typical Entry-Level Education	Work Experience Required	Typical On-The-Job Training (OJT)
13-1198	Project Management Specialists and Business Operations Specialists, All Other	5,998	6,209	4%	5.4%	\$36.47	Bachelor's degree	None	None
33-3051	Police and Sheriff's Patrol Officers	4,862	5,175	6%	4.4%	\$44.63	High school diploma or equivalent	None	Moderate-term OJT
33-3021	Detectives and Criminal Investigators	3,127	3,239	4%	2.8%	\$45.62	High school diploma or equivalent	Less than 5 years	Moderate-term OJT
33-2011	Firefighters	2,923	3,093	6%	2.7%	\$33.81	Postsecondary non-degree award	None	Long-term OJT
15-1299	Computer Occupations, All Other	2,659	2,732	3%	2.4%	\$43.94	Bachelor's degree	None	Moderate-term OJT
43-9061	Office Clerks, General	2,505	2,523	1%	2.3%	\$16.90	High school diploma or equivalent	None	Short-term OJT
11-9198	Personal Service Managers and Managers, All Other; Entertainment and Recreation Managers, Except Gambling	2,168	2,257	4%	2.0%	\$50.76	Bachelor's degree	Less than 5 years	None
29-1141	Registered Nurses	2,106	2,197	4%	1.9%	\$50.42	Bachelor's degree	None	None
13-1041	Compliance Officers	2,053	2,136	4%	1.9%	\$38.86	Bachelor's degree	None	Moderate-term OJT
43-4061	Eligibility Interviewers, Government Programs	1,866	1,954	5%	1.7%	\$25.19	High school diploma or equivalent	None	Moderate-term OJT

Prepared by:

Tina Ngo Bartel, Director

John Edwards, Research Analyst

San Diego-Imperial Center of Excellence for Labor Market Research

tngobartel@miracosta.edu

jedwards@miracosta.edu



Important Disclaimers

All representations included in this report have been produced from primary research and/or secondary review of publicly and/or privately available data and/or research reports. This study examines the most recent data available at the time of the analysis; however, data sets are updated regularly and may not be consistent with previous reports. Efforts have been made to qualify and validate the accuracy of the data and the report findings; however, neither the Centers of Excellence for Labor Market Research (COE), COE host district, nor California Community Colleges Chancellor's Office are responsible for the applications or decisions made by individuals and/or organizations based on this study or its recommendations.

This workforce demand report uses state and federal job projection data that was developed before the economic impact of COVID-19. The COE is monitoring the situation and will provide more information as it becomes available. Please consult with local employers to understand their current employment needs.